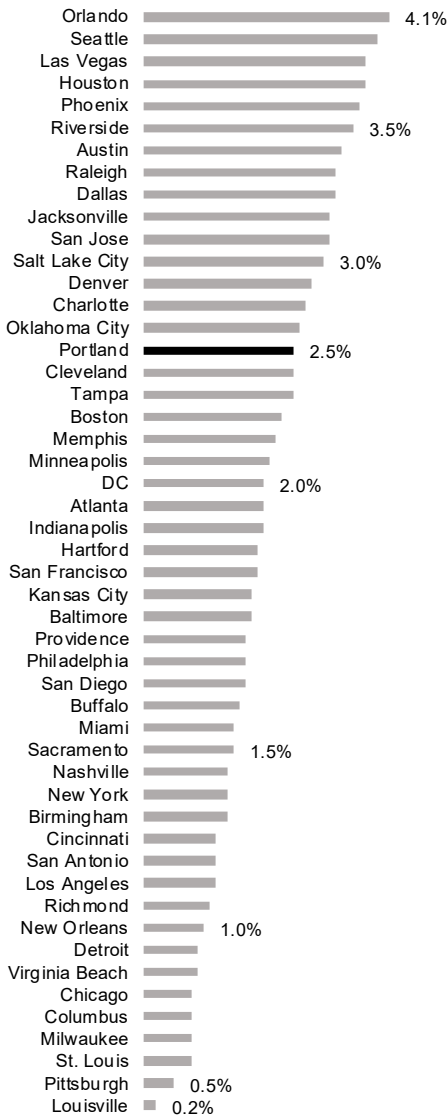


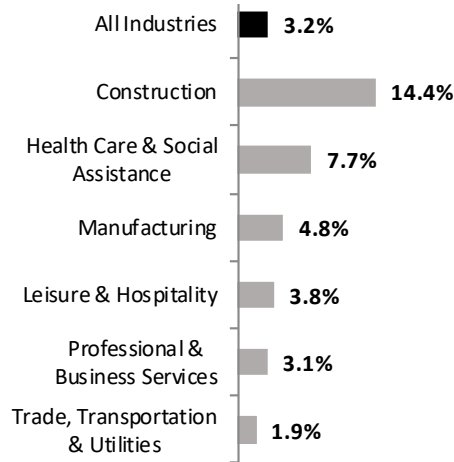
**Employment Growth - US Metros**

August 2017 - August 2018: 50 Largest Metros



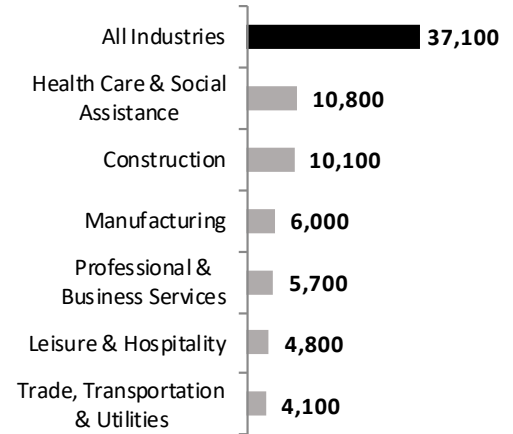
**Job Growth Rates by Industry**

August 2018: year-over-year



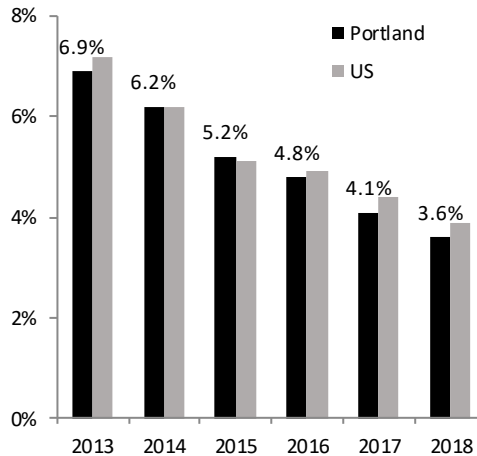
**Net Job Growth by Industry**

August 2018: year-over-year



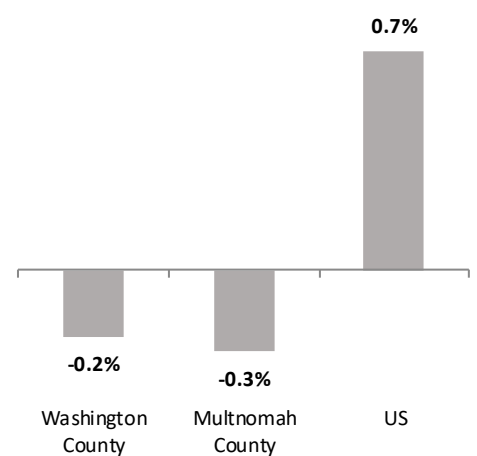
**Unemployment Rate**

August 2013 - August 2018: seasonally adjusted



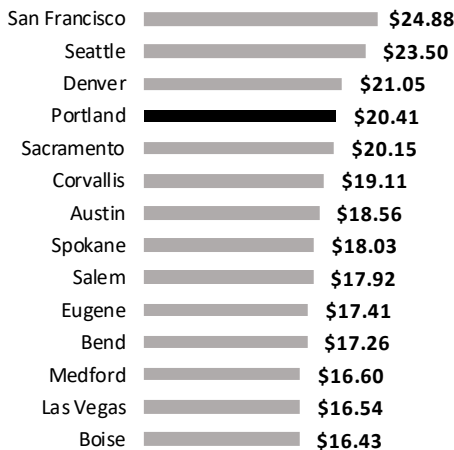
**Labor Force Growth**

August 2018: year-over-year, seasonally adjusted



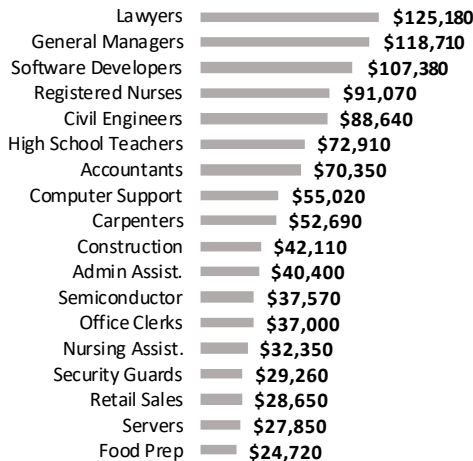
**Median Wage by Metro Area**

May 2017



**Average Wage by Occupation**

Portland Metro - May 2017



**Wages**

Data from the Bureau of Labor Statistics shows the median hourly wage in the Portland metro area grew by 0.5 percent from 2016 and 2017. Hourly wages are about 15 percent lower in Portland than in Seattle. Portland wages are the highest of all the Oregon metro areas.

While the average job in the Portland area pays over \$55,000 a year, there are a wide range of occupations paying much more and much less.

Have questions? E-mail me!

Christian Kaylor  
[Christian.R.Kaylor@oregon.gov](mailto:Christian.R.Kaylor@oregon.gov)