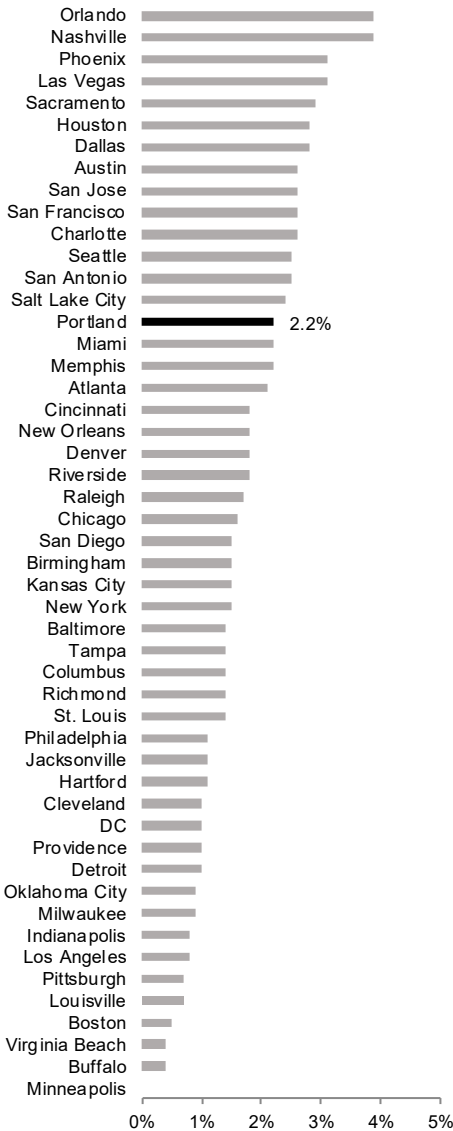
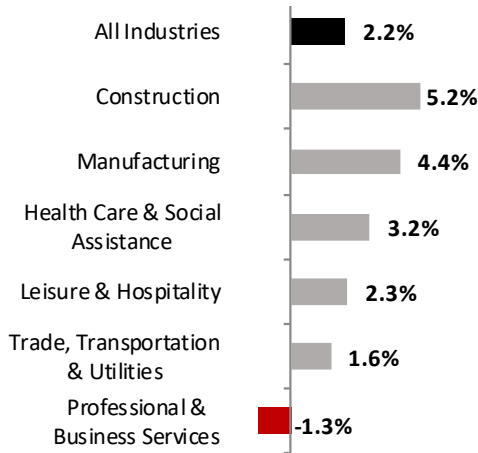


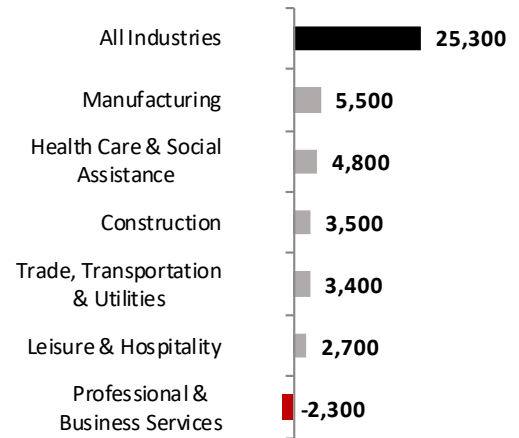
Employment Growth - US Metros
Jan. 2018 - Jan. 2019: 50 Largest Metros



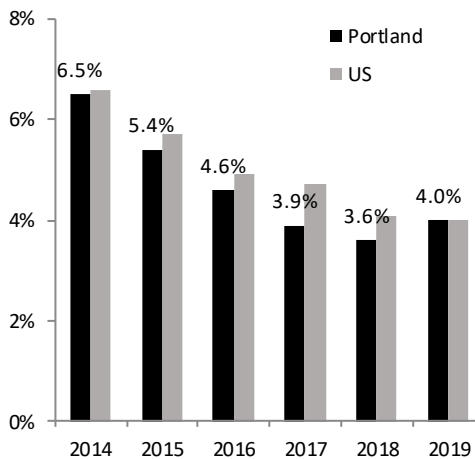
Job Growth Rates by Industry
Jan. 2019: year-over-year



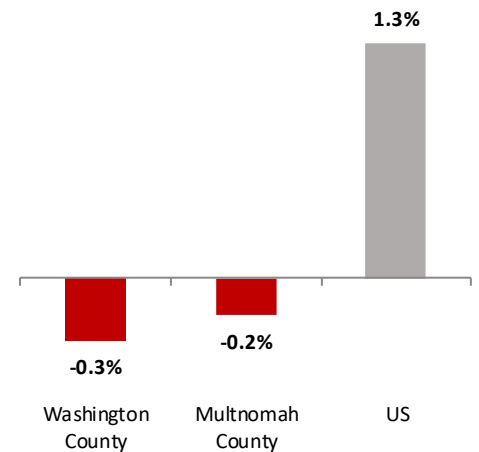
Net Job Growth by Industry
Jan. 2019: year-over-year



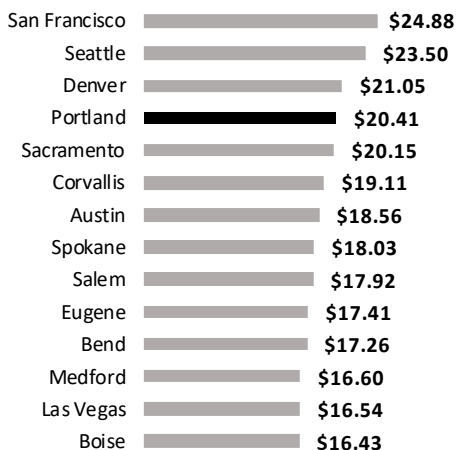
Unemployment Rate
Jan. 2014 - Jan. 2019: seasonally adjusted



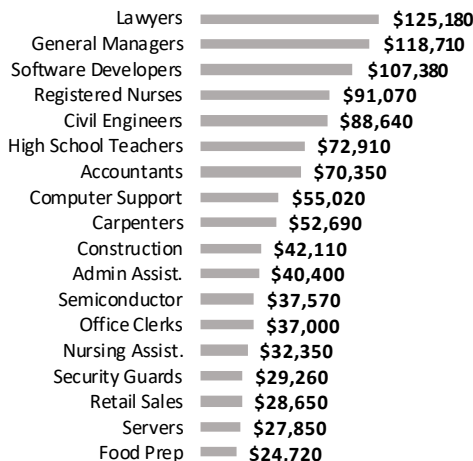
Labor Force Growth
Jan. 2019: year-over-year, seasonally adjusted



Median Wage by Metro Area
May 2017



Average Wage by Occupation
Portland Metro - May 2017



Wages

Data from the Bureau of Labor Statistics shows the median hourly wage in the Portland metro area grew by 0.5 percent from 2016 and 2017. Hourly wages are about 15 percent lower in Portland than in Seattle. Portland wages are the highest of all the Oregon metro areas.

While the average job in the Portland area pays over \$55,000 a year, there are a wide range of occupations paying much more and much less.

Have questions? E-mail me!

Christian Kaylor
Christian.R.Kaylor@oregon.gov